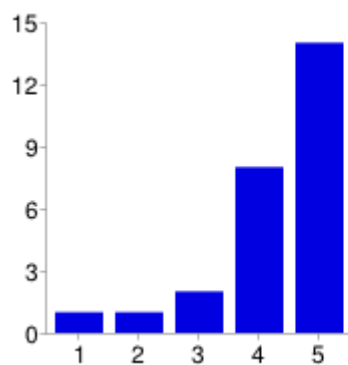


## Survey results (26 answers of 56 attendants)

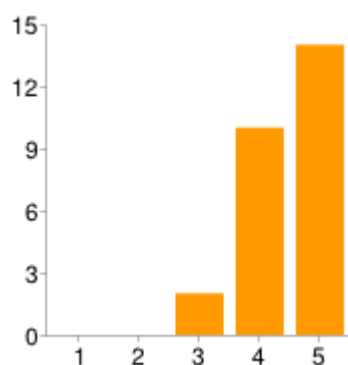
**Engineered NanoParticles (ENP) in Water and Wastewater**  
Technical Seminar 25<sup>th</sup> November 2014. Santiago de Compostela (Spain)

### 1. Previous information about the seminar



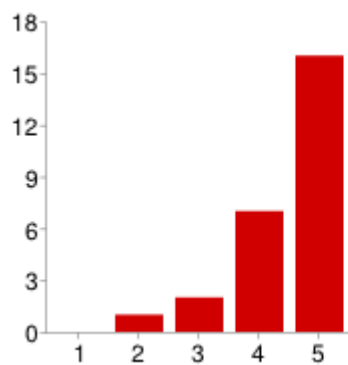
1	1	4%
2	1	4%
3	2	8%
4	8	31%
5	14	54%

### 2. Seminar organisation



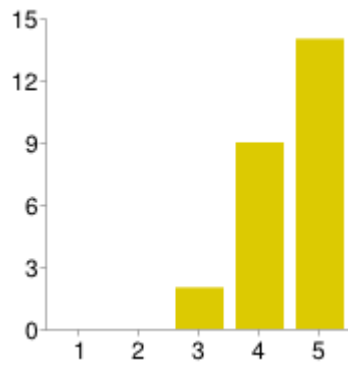
1	0	0%
2	0	0%
3	2	8%
4	10	38%
5	14	54%

### 3. Support documents for the seminar



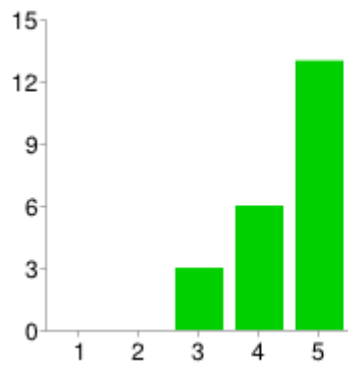
1	0	0%
2	1	4%
3	2	8%
4	7	27%
5	16	62%

#### 4. Level of satisfaction with "Presence and Concerns of ENP in the environment"



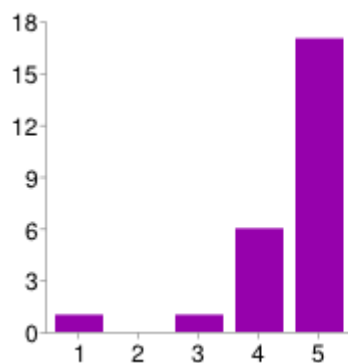
1	0	0%
2	0	0%
3	2	8%
4	9	35%
5	14	54%

#### 5. Level of satisfaction with "Challenges for the analytical determination of ENP in water"



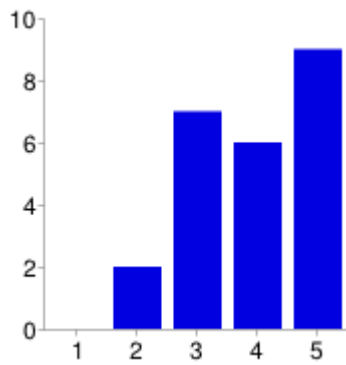
1	0	0%
2	0	0%
3	3	12%
4	6	23%
5	13	50%

#### 6. Level of satisfaction with "NanoParticles in wastewater"



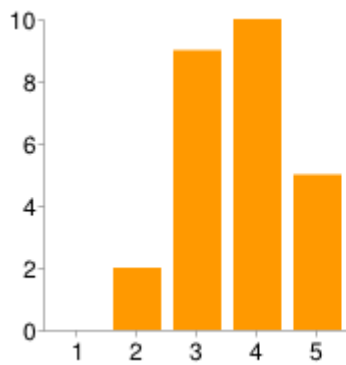
1	1	4%
2	0	0%
3	1	4%
4	6	23%
5	17	65%

### 7. Level of satisfaction with "Challenges in Eco-toxicological issues"



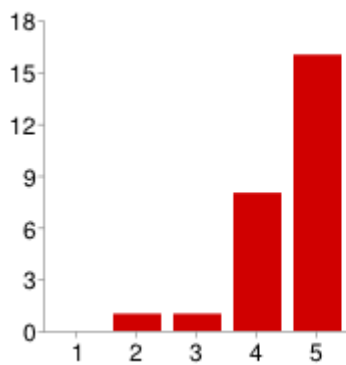
1	0	0%
2	2	8%
3	7	27%
4	6	23%
5	9	35%

### 8. Level of satisfaction with "Regulation"



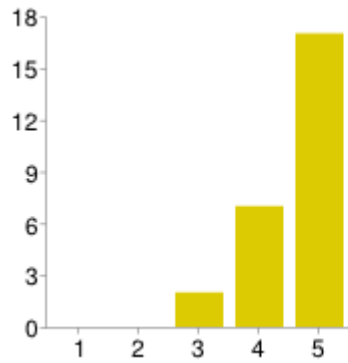
1	0	0%
2	2	8%
3	9	35%
4	10	38%
5	5	19%

### 9. Did you find interesting the activity as technical seminar?



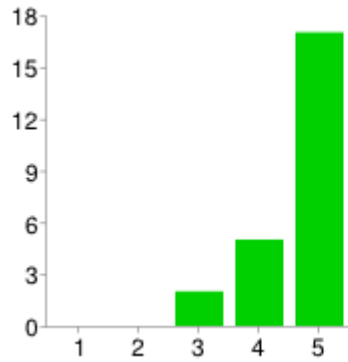
1	0	0%
2	1	4%
3	1	4%
4	8	31%
5	16	62%

### 10. Quality of the conference room and the audio visual equipment



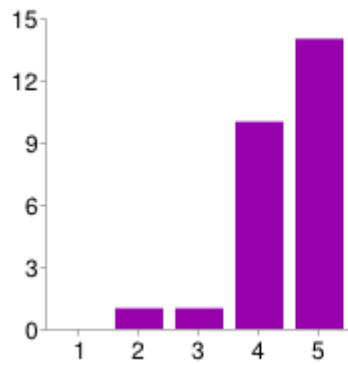
1	0	0%
2	0	0%
3	2	8%
4	7	27%
5	17	65%

### 11. Coffee/Tea break



1	0	0%
2	0	0%
3	2	8%
4	5	19%
5	17	65%

### 12. Overall satisfaction



1	0	0%
2	1	4%
3	1	4%
4	10	38%
5	14	54%